



Opsie- & Makelaarsdienste: Tegniese Analise

Frans Dreyer: 018 464 7786
Marcel Lombard: 018 464 7722

Susari Geldenhuys: 018 464 7430
Bennie Scheepers: 018 464 7554

Hansie Swanepoel: 018 464 7575
Handré van Heerden: 018 464 7197

Saamgestel deur: Susari Geldenhuys

12 Februarie 2019

WMAZ Continuus

Daily MAWc1

2015/12/02 - 2019/04/11 (JHB)

Line, MAWc1, Trade Price(Last), 2019/02/11, 2 665.00, EMA, MAWc1, Trade Price(Last), 100, 2019/02/11, 2 668.39, EMA, MAWc1, Trade Price(Last), 200, 2019/02/11, 2 473.86

Price
ZAR
T

4 500
4 000
3 500
3 000
2 668.39
2 665.00
2 473.86

Auto

Value
ZAR

38.693

Auto

Value

0.03

-41.74

Auto

RSI, MAWc1, Trade Price(Last), 14, Wilder Smoothing, 2019/02/11, 38.693

MACD, MAWc1, Trade Price(Last), 12, 26, 9, Exponential, 2019/02/11, -41.74, 0.03

D J F M A M J J A S O N D J F M A M J J A S O N D J F M A M J J A S O N D J F M A
| Q1 2016 | Q2 2016 | Q3 2016 | Q4 2016 | Q1 2017 | Q2 2017 | Q3 2017 | Q4 2017 | Q1 2018 | Q2 2018 | Q3 2018 | Q4 2018 | Q1 2019 |



Mar19 WMAZ

TEGNEIESE VLAKKE

ONDERSTEUNING:

2735; 2545

WEERSTAND:

2870; 2905; 3265

Daily MAWH9

2018/06/04 - 2019/02/22 (JHB)

EMA, MAWH9, Trade Price(Last), 20, 2019/02/11, 2 907.40, CndI, MAWH9, Trade Price, 2019/02/11, 2 755.00, 2 755.00, 2 683.00, 2 683.00, EMA, MAWH9, Trade Price(Last), 50, 2019/02/11, 2 868.36, EMA, MAWH9, Trade Price(Last), 100, 2019/02/11, 2 736.65, EMA, MAWH9, Trade Price(Last), 200, 2019/02/11, 2 547.73

Price
ZAR
T

-3 100
-3 000
2 907.40
2 868.36
-2 800
2 736.65
2 683.00
-2 600
2 547.73
-2 500
-2 400
-2 300
-2 200
Auto

RSI, MAWH9, Trade Price(Last), 14, Wilder Smoothing, 2019/02/11, 35.800

Value
ZAR
T
35.800

Auto

MACD, MAWH9, Trade Price(Last), 12, 26, 9, Exponential, 2019/02/11, -50.39, -7.28

Value
ZAR
T
-7.28
-50.39

04 11 18 25 02 09 16 23 30 06 13 20 27 03 10 17 25 01 08 15 22 29 05 12 19 26 03 10 18 24 31 07 14 21 28 04 11 18
Jun 18 Jul 18 Aug 18 Sep 18 Oct 18 Nov 18 Dec 18 Jan 19 Feb 19

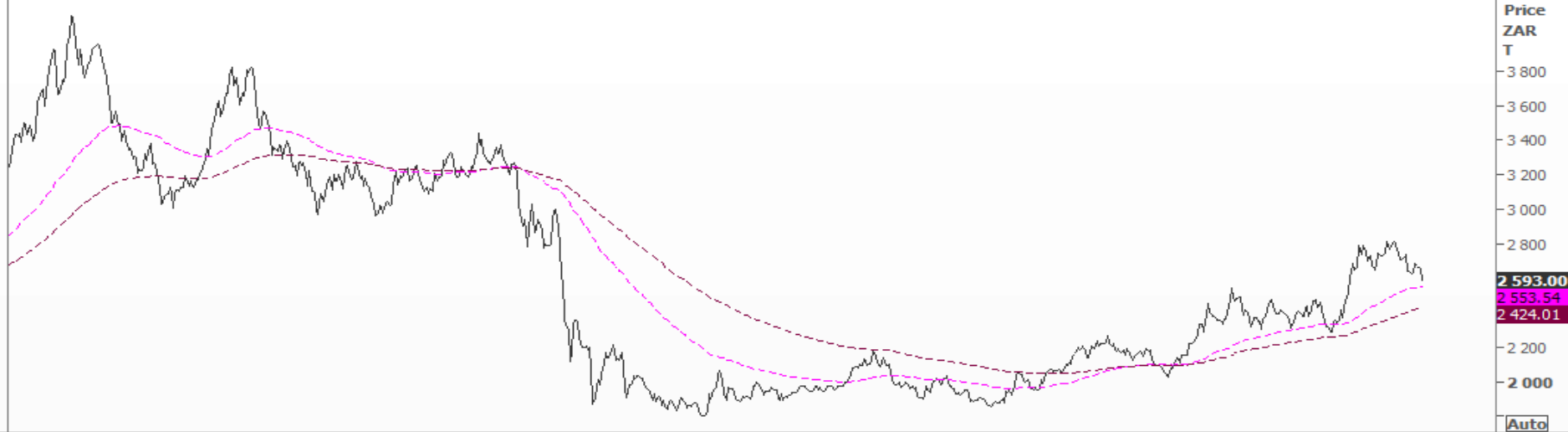


YMAZ Continuous

Daily MAYc1

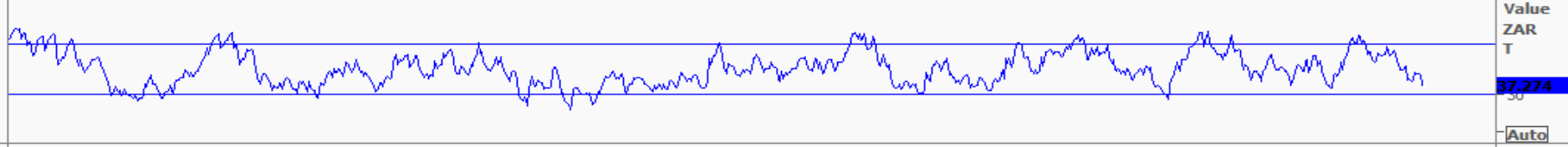
2015/11/25 - 2019/04/11 (JHB)

Line, MAYc1, Trade Price(Last), 2019/02/11, 2 593.00, EMA, MAYc1, Trade Price(Last), 100, 2019/02/11, 2 553.54, EMA, MAYc1, Trade Price(Last), 200, 2019/02/11, 2 424.01



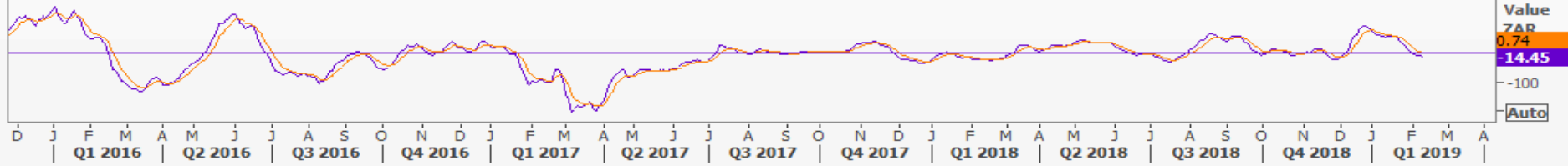
Price
ZAR
T
3 800
3 600
3 400
3 200
3 000
2 800
2 600
2 400
2 200
2 000
2 593.00
2 553.54
2 424.01
Auto

RSI, MAYc1, Trade Price(Last), 14, Wilder Smoothing, 2019/02/11, 37.274



Value
ZAR
T
37.274
Auto

MACD, MAYc1, Trade Price(Last), 12, 26, 9, Exponential, 2019/02/11, -14.45, 0.74



Value
ZAR
T
0.74
-14.45
Auto

D J F M A M J J A S O N D J F M A M J J A S O N D J F M A M J J A S O N D J F M A
| Q1 2016 | Q2 2016 | Q3 2016 | Q4 2016 | Q1 2017 | Q2 2017 | Q3 2017 | Q4 2017 | Q1 2018 | Q2 2018 | Q3 2018 | Q4 2018 | Q1 2019 |



Mar19 YMAZ

TEGNIJSE VLAKKE

ONDERSTEUNING:

2615; 2495

WEERSTAND:

2685; 2705; 2870

Daily MAYH9

2018/04/09 - 2019/02/26 (JHB)

EMA, MAYH9, Trade Price(Last), 20, 2019/02/11, 2 706.19, CndI, MAYH9, Trade Price, 2019/02/11, 2 655.00, 2 655.80, 2 604.80, 2 606.00, EMA, MAYH9, Trade Price(Last), 50, 2019/02/11, 2 686.22, EMA, MAYH9, Trade Price(Last), 100, 2019/02/11, 2 615.52, EMA, MAYH9, Trade Price(Last), 200, 2019/02/11, 2 496.55

Price
ZAR
T

-2 750
2 706.19
2 686.22
2 615.52
2 606.00

-2 550
2 496.55

-2 450
-2 400
-2 350
-2 300
-2 250
-2 200
-Auto

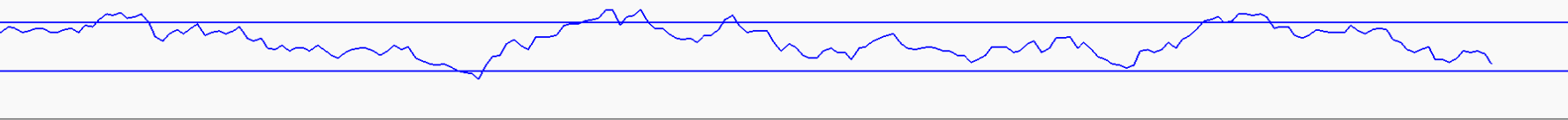


RSI, MAYH9, Trade Price(Last), 14, Wilder Smoothing, 2019/02/11, 35.763

Value
ZAR
T

35.763

-Auto

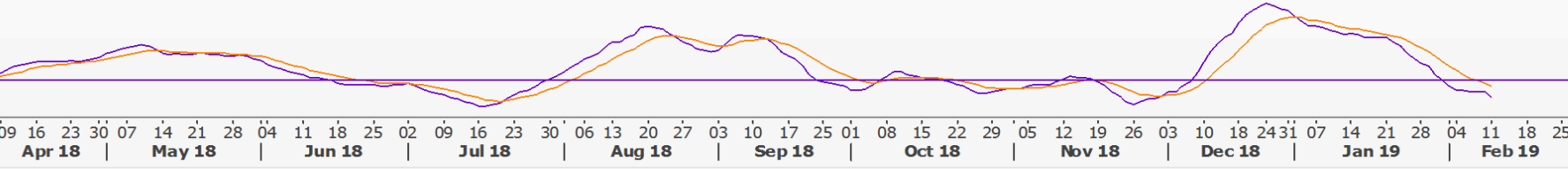


MACD, MAYH9, Trade Price(Last), 12, 26, 9, Exponential, 2019/02/11, -22.61, -7.96

Value
ZAR
T

-7.96
-22.61

-Auto

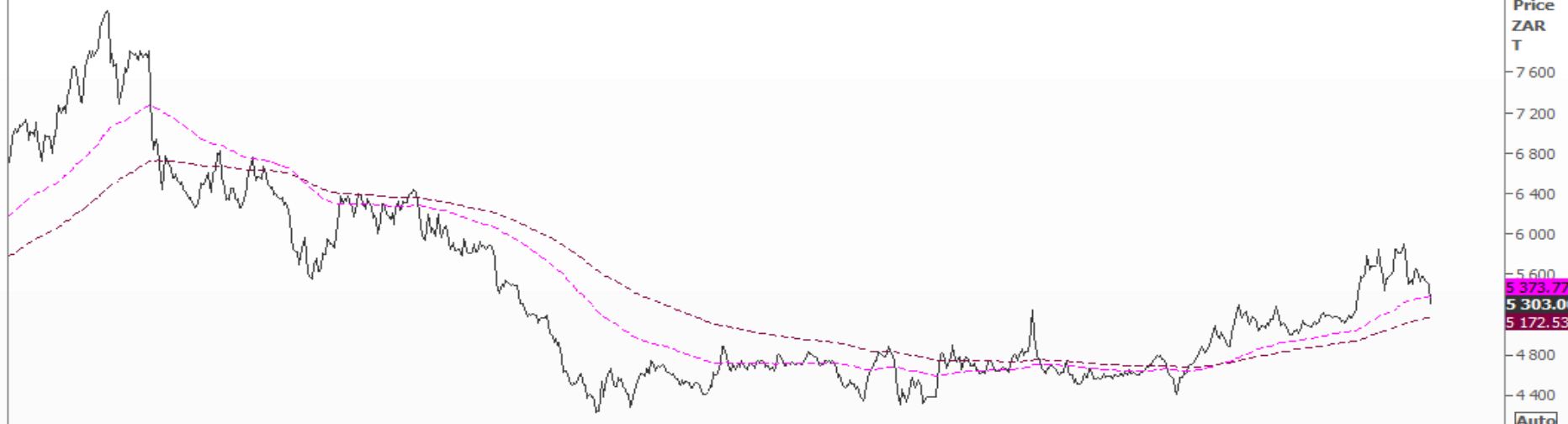


SUNS Continuous

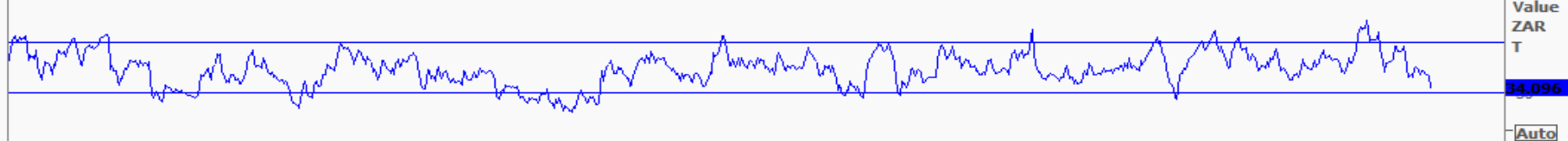
Daily SUFc1

2015/11/25 - 2019/04/11 (JHB)

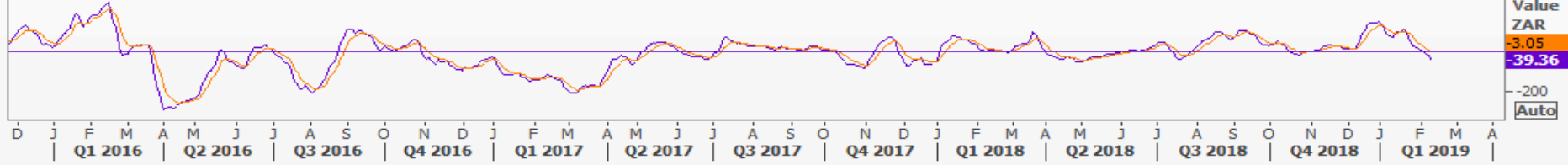
Line, SUFc1, Trade Price(Last), 2019/02/11, 5 303.00, EMA, SUFc1, Trade Price(Last), 100, 2019/02/11, 5 373.77, EMA, SUFc1, Trade Price(Last), 200, 2019/02/11, 5 172.53



RSI, SUFc1, Trade Price(Last), 14, Wilder Smoothing, 2019/02/11, 34.096



MACD, SUFc1, Trade Price(Last), 12, 26, 9, Exponential, 2019/02/11, -39.36, -3.05



Mar19 SUNS

TEGNEIESE VLAKKE

ONDERSTEUNING:

5200; 5070

WEERSTAND:

5475; 5530; 5850

Daily SUFH9

2018/08/17 - 2019/02/19 (JHB)

EMA, SUFH9, Trade Price(Last), 20, 2019/02/11, 5 506.92, CndI, SUFH9, Trade Price, 2019/02/11, 5 362.60, 5 362.60, 5 263.00, 5 263.00, EMA, SUFH9, Trade Price(Last), 50, 2019/02/11, 5 469.17, EMA, SUFH9, Trade Price(Last), 100, 2019/02/11, 5 356.77, EMA, SUFH9, Trade Price(Last), 200, 2019/02/11, 5 200.94

Price
ZAR
T

5 700
5 600
5 506.92
5 469.17
5 400
5 356.77
5 300
5 263.00
5 200.94
5 100
5 000

Auto

RSI, SUFH9, Trade Price(Last), 14, Wilder Smoothing, 2019/02/11, 33.666

Value
ZAR
T
33.666

Auto

MACD, SUFH9, Trade Price(Last), 12, 26, 9, Exponential, 2019/02/11, -38.32, 0.08

Value
ZAR
T
0.08
-38.32

20 27 03 10 17 25 01 08 15 22 29 05 12 19 26 03 10 18 24 31 07 14 21 28 04 11 18
August 2018 | September 2018 | October 2018 | November 2018 | December 2018 | January 2019 | February 2019

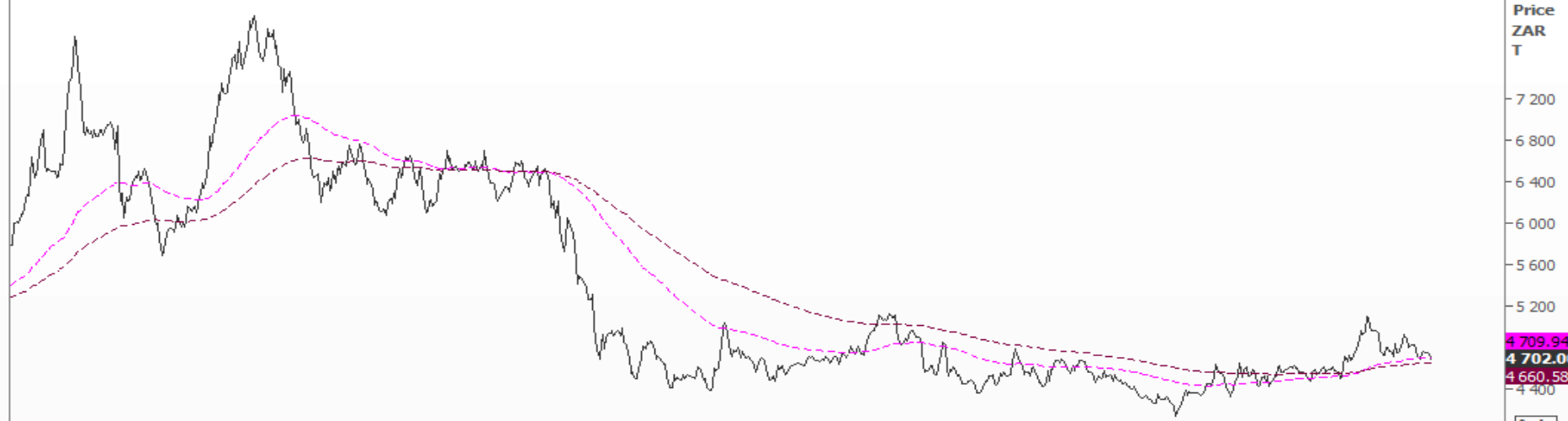


SOYA Continuous

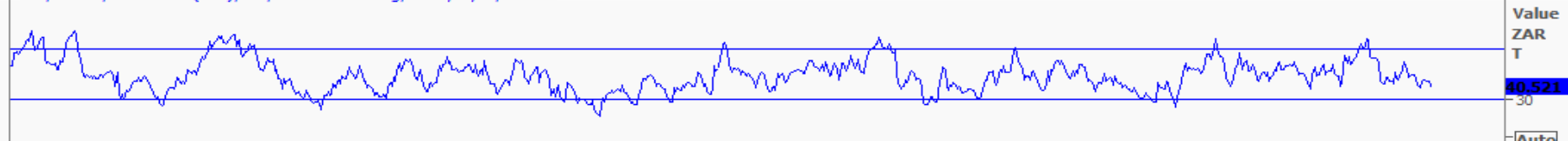
Daily SOYc1

2015/11/25 - 2019/04/11 (JHB)

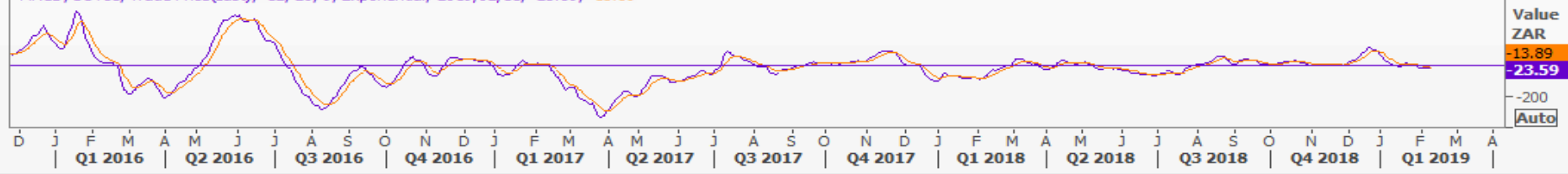
Line, SOYc1, Trade Price(Last), 2019/02/11, 4 702.00, EMA, SOYc1, Trade Price(Last), 100, 2019/02/11, 4 709.94, EMA, SOYc1, Trade Price(Last), 200, 2019/02/11, 4 660.58



RSI, SOYc1, Trade Price(Last), 14, Wilder Smoothing, 2019/02/11, 40.521



MACD, SOYc1, Trade Price(Last), 12, 26, 9, Exponential, 2019/02/11, -23.59, -13.89



Mar19 SOYA

TEGNEISE VLAKKE

ONDERSTEUNING:

4675

WEERSTAND:

4845; 4865; 5000

Daily SOYH9

2018/08/22 - 2019/02/19 (JHB)

EMA, SOYH9, Trade Price(Last), 20, 2019/02/11, 4 842.79, CndI, SOYH9, Trade Price, 2019/02/11, 4 780.00, 4 781.00, 4 740.00, 4 750.00, EMA, SOYH9, Trade Price(Last), 50, 2019/02/11, 4 863.42, EMA, SOYH9, Trade Price(Last), 100, 2019/02/11, 4 846.80, EMA, SOYH9, Trade Price(Last), 200, 2019/02/11, 4 844.71

Price
ZAR
T
5 200
5 150
5 100
5 050
5 000

4 863.42
4 846.80
4 844.71
4 842.79
4 750.00

Auto

Value
ZAR
T
38.845
30

Auto

Value
ZAR
T
-25.53
-35.27

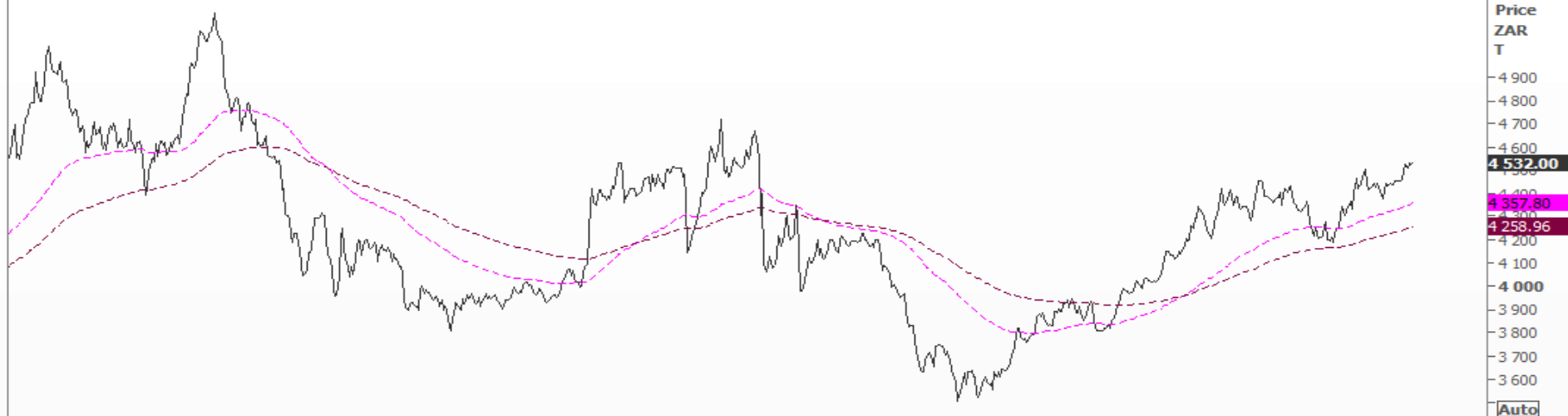


WEAT Continuous

Daily WEAc1

2015/12/08 - 2019/04/11 (JHB)

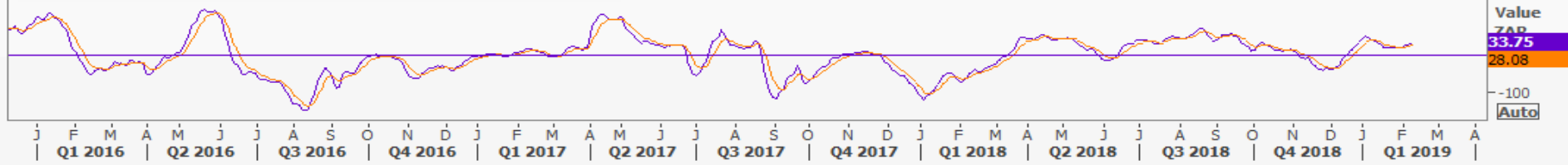
Line, WEAc1, Trade Price(Last), 2019/02/11, 4 532.00, EMA, WEAc1, Trade Price(Last), 100, 2019/02/11, 4 357.80, EMA, WEAc1, Trade Price(Last), 200, 2019/02/11, 4 258.96



RSI, WEAc1, Trade Price(Last), 14, Wilder Smoothing, 2019/02/11, 67.929



MACD, WEAc1, Trade Price(Last), 12, 26, 9, Exponential, 2019/02/11, 33.75, 28.08



J F M A M J J A S O N D J F M A M J J A S O N D J F M A M J J A S O N D J F M A
 | Q1 2016 | Q2 2016 | Q3 2016 | Q4 2016 | Q1 2017 | Q2 2017 | Q3 2017 | Q4 2017 | Q1 2018 | Q2 2018 | Q3 2018 | Q4 2018 | Q1 2019 |



Mar19 WEAT

TEGNIJSE VLAKKE

ONDERSTEUNING:

4515; 4465; 4335

WEEERSTAND:

4620; 4690

Daily WEAH9

2018/08/03 - 2019/02/20 (JHB)

EMA, WEAH9, Trade Price(Last), 20, 2019/02/11, 4 514.68, CndI, WEAH9, Trade Price, 2019/02/11, 4 545.00, 4 564.00, 4 515.20, 4 560.00, EMA, WEAH9, Trade Price(Last), 50, 2019/02/11, 4 496.12, EMA, WEAH9, Trade Price(Last), 100, 2019/02/11, 4 463.32, EMA, WEAH9, Trade Price(Last), 200, 2019/02/11, 4 336.83



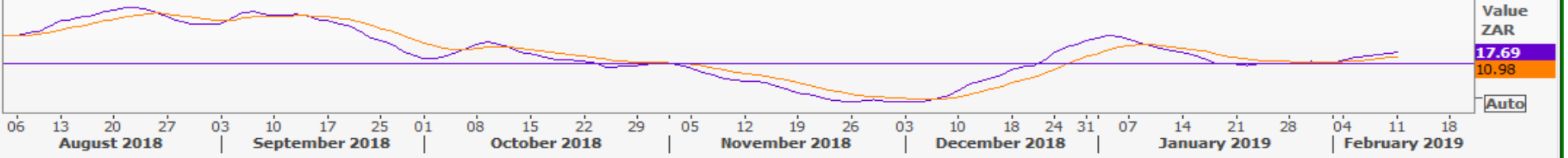
Price
ZAR
T
4 560.00
4 514.68
4 496.12
4 463.32
4 336.83
Auto

RSI, WEAH9, Trade Price(Last), 14, Wilder Smoothing, 2019/02/11, 60.174



Value
ZAR
60.174
Auto

MACD, WEAH9, Trade Price(Last), 12, 26, 9, Exponential, 2019/02/11, 17.69, 10.98



Value
ZAR
17.69
10.98
Auto

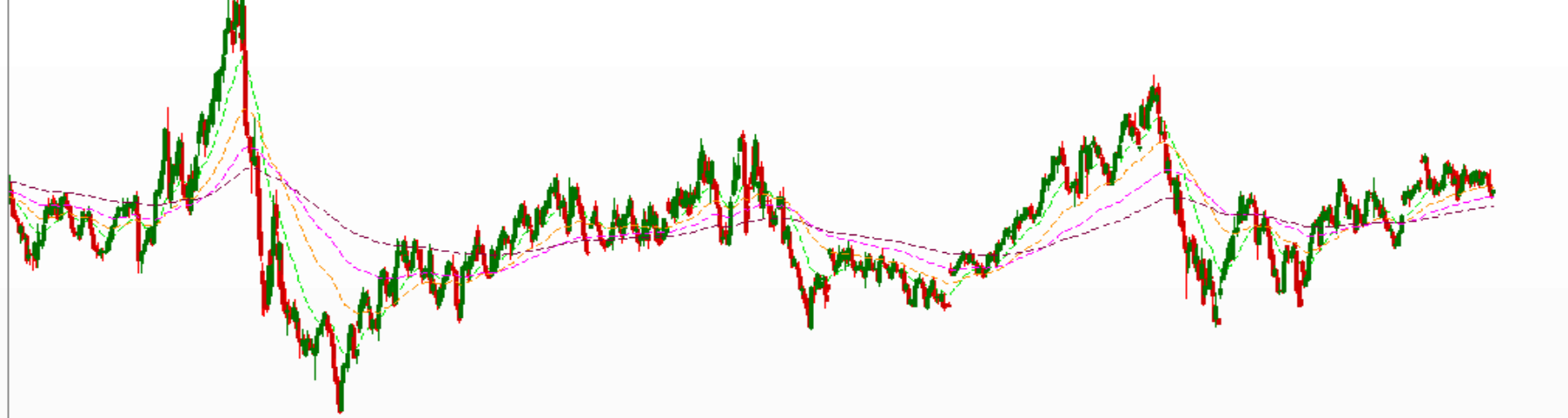


CBOT CORN Continuous

Daily Cc1

2015/12/18 - 2019/04/12 (CHG)

EMA, Cc1, Trade Price(Last), 20, 2019/02/12, 377¹/₈+, CndI, Cc1, Trade Price, 2019/02/12, 373¹/₂, 374¹/₂, 373, 374¹/₂, EMA, Cc1, Trade Price(Last), 50, 2019/02/12, 375⁵/₈+,
 EMA, Cc1, Trade Price(Last), 100, 2019/02/12, 372¹/₄+, EMA, Cc1, Trade Price(Last), 200, 2019/02/12, 369¹/₈+



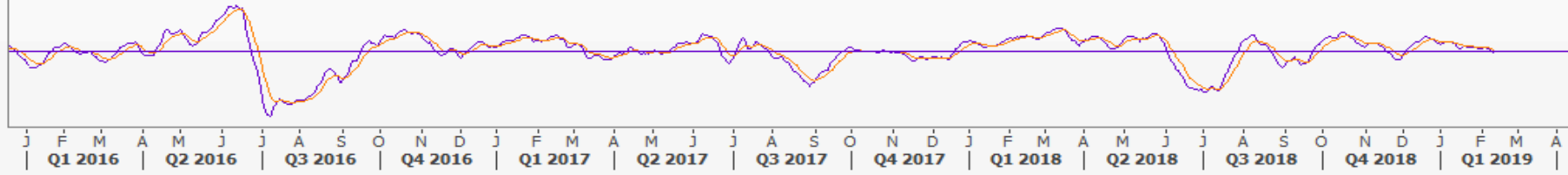
Price
 USc
 Bsh
 420
 410
 400
 390
 380
 370
 360
 350
 340
 330
 320
 310
 1/8

RSI, Cc1, Trade Price(Last), 14, Wilder Smoothing, 2019/02/12, 45.588



Value
 USc
 Bsh
 45.588
 30
 Auto

MACD, Cc1, Trade Price(Last), 12, 26, 9, Exponential, 2019/02/12, -0³/₈+, 0¹/₄+



Value
 USc
 Bsh
 0¹/₄+,
 -0³/₈+,
 -10
 1/8



Mar19 CBOT CORN

TEGNEIESE VLAKKE

ONDERSTEUNING:

374; 368

WEERSTAND:

378; 385

Daily CH9

2018/05/11 - 2019/02/27 (CHG)

EMA, CH9, Trade Price(Last), 20, 2019/02/12, 377³/₈+, CndI, CH9, Trade Price, 2019/02/12, 373¹/₂, 374¹/₂, 373, 374¹/₂, EMA, CH9, Trade Price(Last), 50, 2019/02/12, 378¹/₄+,
 EMA, CH9, Trade Price(Last), 100, 2019/02/12, 379³/₄+, EMA, CH9, Trade Price(Last), 200, 2019/02/12, 384⁵/₈+

Price
USc
Bsh

384⁵/₈+
 379³/₄+
 378¹/₄+
 377⁷/₈+
 374¹/₂

1/8

RSI, CH9, Trade Price(Last), 14, Wilder Smoothing, 2019/02/12, 44.509

Value
USc
Bsh

44.509

Auto

MACD, CH9, Trade Price(Last), 12, 26, 9, Exponential, 2019/02/12, -0⁷/₈+, -0¹/₄+

Value
-0¹/₄+
 -0⁷/₈+

1/8

14 21 29 04 11 18 25 02 09 16 23 30 06 13 20 27 04 10 17 24 01 08 15 22 29 05 12 19 26 03 10 17 24 31 07 14 22 28 04 11 19 25
 May 18 Jun 18 Jul 18 Aug 18 Sep 18 Oct 18 Nov 18 Dec 18 Jan 19 Feb 19



USD / ZAR

TEGNEIESE VLAKKE

ONDERSTEUNING:

13.66; 13.80; 13.85

WEERSTAND:

13.22

Daily ZAR=

2017/10/30 - 2019/03/08 (GMT)

EMA, ZAR=, Bid(Last), 20, 2019/02/12, 13.6627, CndI, ZAR=, Bid, 2019/02/12, 13.8000, 13.8200, 13.7600, 13.7900, EMA, ZAR=, Bid(Last), 50, 2019/02/12, 13.8569, EMA, ZAR=, Bid(Last), 100, 2019/02/12, 13.9511, EMA, ZAR=, Bid(Last), 200, 2019/02/12, 13.8042

Price /USD

15.2
14.8
13.2
12.8
12.4
12
11.6
Auto

13.9511
13.8569
13.8042
13.7900
13.6627

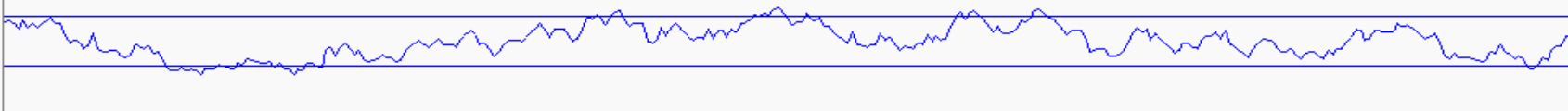


RSI, ZAR=, Bid(Last), 14, Wilder Smoothing, 2019/02/12, 53.139

Value /USD

60
30
Auto

53.139



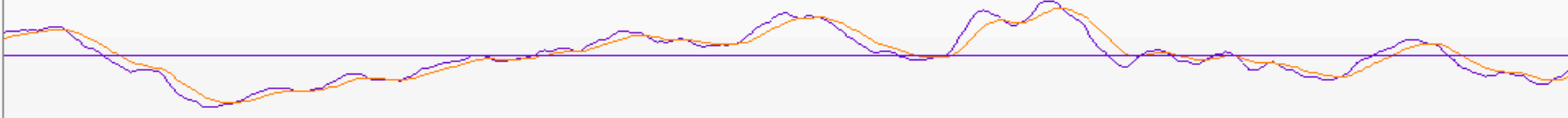
MACD, ZAR=, Bid(Last), 12, 26, 9, Exponential, 2019/02/12, -0.0879, -0.1411

Value /USD

0
-0.0879
-0.1411
Auto

-0.0879

-0.1411

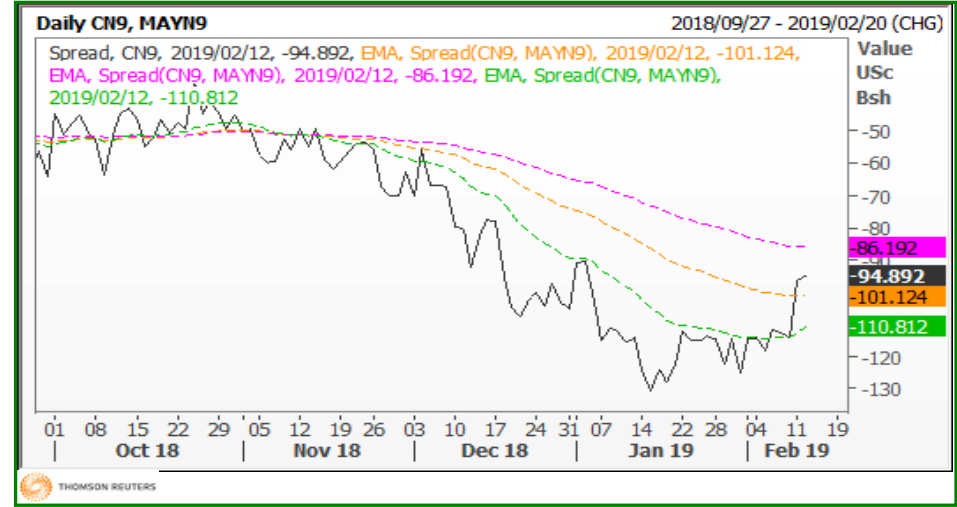
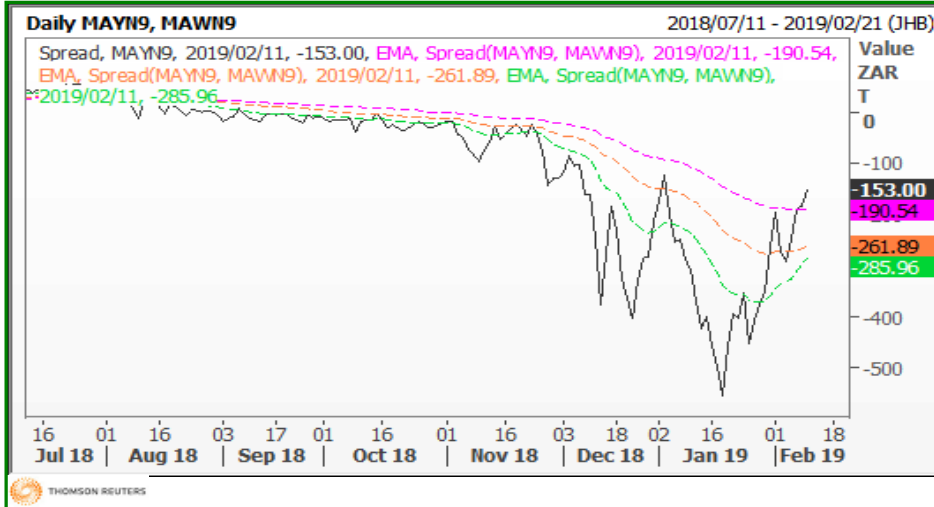


01 Nov 17 | 16 Dec 17 | 01 Jan 18 | 16 Feb 18 | 01 Mar 18 | 16 Apr 18 | 01 May 18 | 16 Jun 18 | 01 Jul 18 | 16 Aug 18 | 03 Sep 18 | 17 Oct 18 | 01 Nov 18 | 16 Dec 18 | 01 Jan 19 | 16 Feb 19 | 01



Jul19 WMAZ - YMAZ Spread

Jul19 YMAZ - CORN Spread



Vrywaring

Alhoewel alle nodige sorg getref word om die akkuraatheid van inligting te verseker, is die opinies, inligting en aanbevelings wat deur Senwes Beperk se verteenwoordigers en / of sy werknemers gemaak word, nie noodwendig korrek nie en moet dit geensins gesien word as finansiële advies nie. Daar is geen voorstellings en / of waarborge ten opsigte van die korrektheid van sodanige opinies, inligting en aanbevelings nie. Geen inligting in hierdie dokument word bedoel as, of moet gesien word as, leiding, 'n voorstelling, aanbeveling of raad om 'n transaksie te doen of nie te doen nie. Indien die inligting, aanbevelings of insette gebruik word, word dit op eie risiko aanvaar en toegepas en word Senwes Beperk en / of sy verteenwoordigers en / of alle eise en / of alle skade wat mag voortspruit uit die toepassing van sodanige aanbevelings gevrywaar. Hierdie dokument is vertroulik en word uitgegee vir die inligtingsdoeleindes van kliënte alleenlik. Hierdie verslag sal nie gedeeltelik of in geheel gereproduseer word nie en mag nie gedeeltelik of in geheel aangestuur of gekopieër word nie.

Frans Dreyer: 018 464 7786

Susari Geldenhuys: 018 464 7430

Hansie Swanepoel: 018 464 7575

Marcel Lombard: 018 464 7722

Bennie Scheepers: 018 464 7554

Handré van Heerden: 018 464 7197